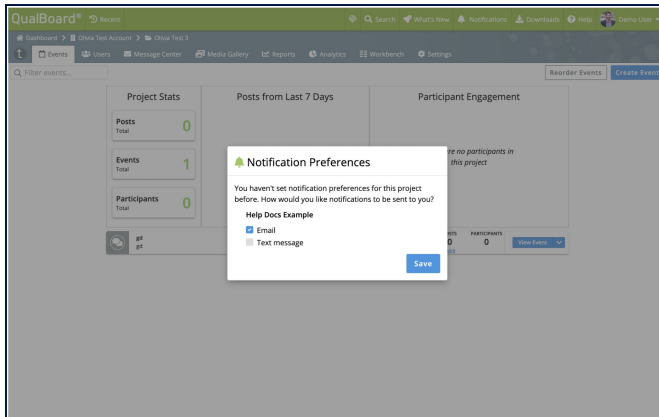


Managing Notifications

Last Modified on 04/09/2021 4:58 pm EDT

1 of 6

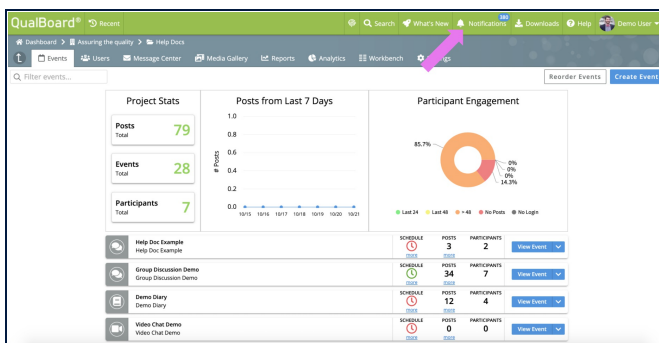
When you enter into a project for the first time, you will be prompted to set your preferences for notifications. You can select whether you want notifications via Email or Text message, or both. Once you've chosen your preference, click "Save".



You're well on your way! Click **Next** for the next step.

2 of 6

To view your notification preferences for each event you are in, start by clicking the "Notifications" button.



You're well on your way! Click **Next** for the next step.

3 of 6

Next, click on the Settings icon to go to your notification preferences.



5 of 6

QualBoard® [Feedback](#) [Search](#) [What's New](#) [Notifications](#) [Downloads](#) [Help](#) [Demo User](#)

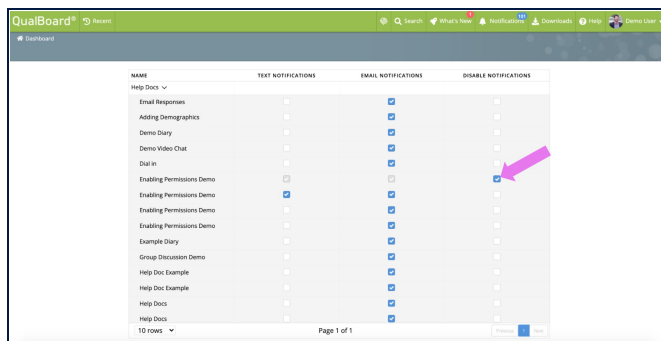
Dashboard

NAME	TEXT NOTIFICATIONS	EMAIL NOTIFICATIONS	DISABLE NOTIFICATIONS
Help Docs ▾			
Email Responses	<input type="checkbox"/>	<input checked="" type="checkbox"/>	<input type="checkbox"/>
Adding Demographics	<input type="checkbox"/>	<input type="checkbox"/>	<input type="checkbox"/>
Demo Diary	<input type="checkbox"/>	<input type="checkbox"/>	<input type="checkbox"/>
Demo Video Chat	<input type="checkbox"/>	<input type="checkbox"/>	<input type="checkbox"/>
Dial In	<input type="checkbox"/>	<input checked="" type="checkbox"/>	<input type="checkbox"/>
Enabling Permissions Demo	<input checked="" type="checkbox"/>	<input checked="" type="checkbox"/>	<input type="checkbox"/>
Enabling Permissions Demo	<input type="checkbox"/>	<input checked="" type="checkbox"/>	<input type="checkbox"/>
Enabling Permissions Demo	<input checked="" type="checkbox"/>	<input checked="" type="checkbox"/>	<input type="checkbox"/>
Enabling Permissions Demo	<input type="checkbox"/>	<input checked="" type="checkbox"/>	<input type="checkbox"/>
Example Diary	<input type="checkbox"/>	<input checked="" type="checkbox"/>	<input type="checkbox"/>
Group Discussion Demo	<input type="checkbox"/>	<input checked="" type="checkbox"/>	<input type="checkbox"/>
Help Doc Example	<input type="checkbox"/>	<input checked="" type="checkbox"/>	<input type="checkbox"/>
Help Doc Example	<input type="checkbox"/>	<input checked="" type="checkbox"/>	<input type="checkbox"/>
Help Docs	<input type="checkbox"/>	<input checked="" type="checkbox"/>	<input type="checkbox"/>
Help Docs	<input type="checkbox"/>	<input checked="" type="checkbox"/>	<input type="checkbox"/>
10 rows ▾			

Page 1 of 1

[Previous](#) [Next](#)

You can also use the "Disable Notifications" checkboxes to turn off all notifications for an event, including in app notifications.



NAME	TEXT NOTIFICATIONS	EMAIL NOTIFICATIONS	DISABLE NOTIFICATIONS
Help Docs ▾			
Email Responses	<input type="checkbox"/>	<input checked="" type="checkbox"/>	<input type="checkbox"/>
Adding Demographics	<input type="checkbox"/>	<input checked="" type="checkbox"/>	<input type="checkbox"/>
Demo Diary	<input type="checkbox"/>	<input checked="" type="checkbox"/>	<input type="checkbox"/>
Demo Video Chat	<input type="checkbox"/>	<input checked="" type="checkbox"/>	<input type="checkbox"/>
Dial In	<input type="checkbox"/>	<input checked="" type="checkbox"/>	<input type="checkbox"/>
Enabling Permissions Demo	<input checked="" type="checkbox"/>	<input checked="" type="checkbox"/>	<input checked="" type="checkbox"/>
Enabling Permissions Demo	<input checked="" type="checkbox"/>	<input checked="" type="checkbox"/>	<input type="checkbox"/>
Enabling Permissions Demo	<input type="checkbox"/>	<input checked="" type="checkbox"/>	<input type="checkbox"/>
Enabling Permissions Demo	<input type="checkbox"/>	<input checked="" type="checkbox"/>	<input type="checkbox"/>
Example Diary	<input type="checkbox"/>	<input checked="" type="checkbox"/>	<input type="checkbox"/>
Group Discussion Demo	<input type="checkbox"/>	<input checked="" type="checkbox"/>	<input type="checkbox"/>
Help Doc Example	<input type="checkbox"/>	<input checked="" type="checkbox"/>	<input type="checkbox"/>
Help Doc Example	<input type="checkbox"/>	<input checked="" type="checkbox"/>	<input type="checkbox"/>
Help Docs	<input type="checkbox"/>	<input checked="" type="checkbox"/>	<input type="checkbox"/>
Help Docs	<input type="checkbox"/>	<input checked="" type="checkbox"/>	<input type="checkbox"/>

10 rows ▾ Page 1 of 1

[Back](#)[Next](#)